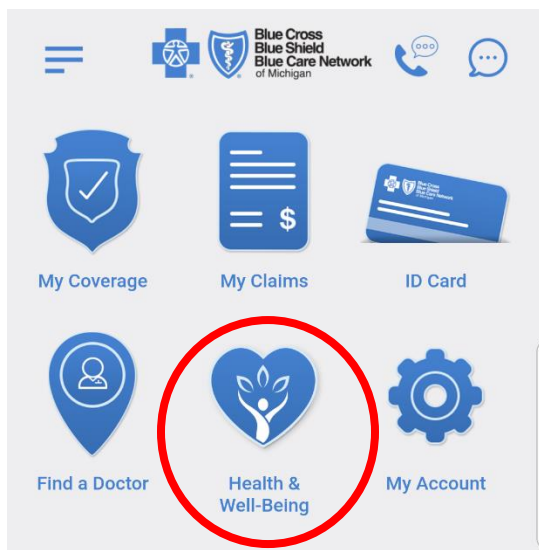


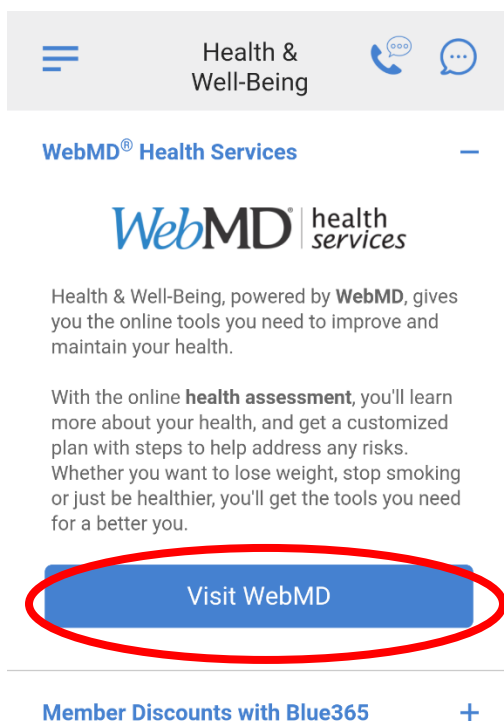
## Steps for completing your BCN Online Health Assessment via the BCBSM Mobile App

- 1) Download the BCBSM app and log into your BCN account

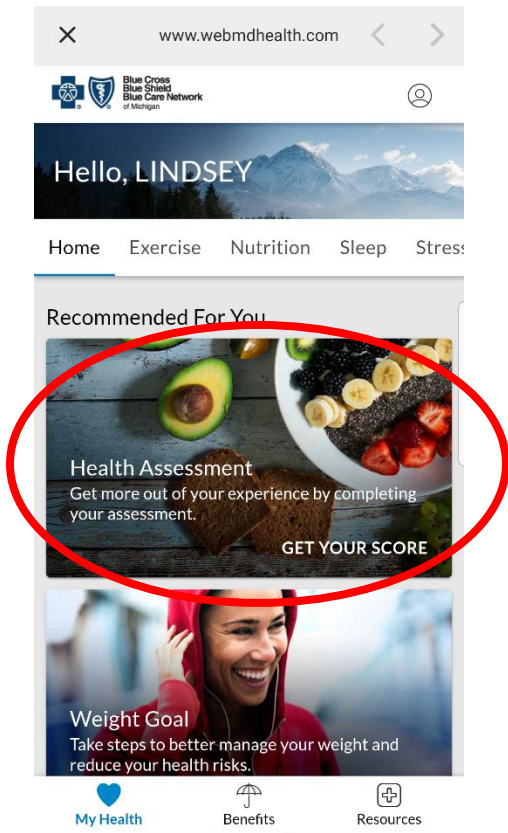


### Grand Traverse Pavilions

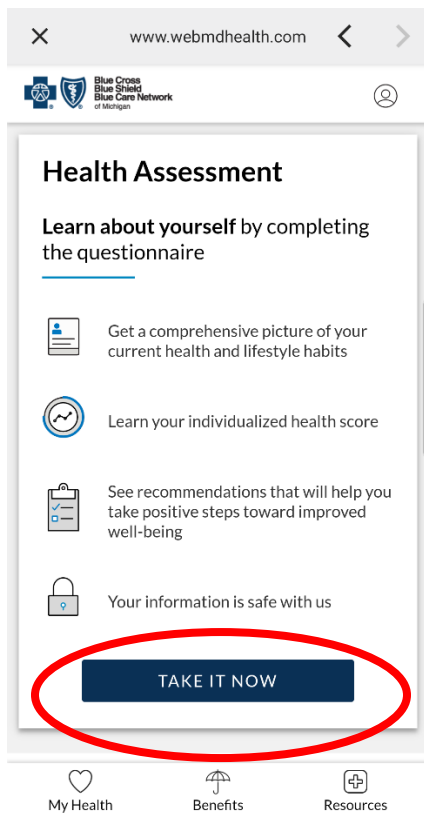
- 2) Once logged in, click on the Health & Well-Being icon(see above picture)
- 3) On the next screen, click on the blue “Visit WebMD” button



- 4) You will then be taken to WebMD to start your health assessment. Click on the Health Assessment box (see picture below)



5) Click the “Take It Now” button at the bottom of the next screen



6) Follow the questions, clicking “Save & Continue” at the end of each page. You will know you have finished when you receive a “Health Score” at the end of the Assessment.

www.webmdhealth.com

Blue Cross Blue Shield Blue Care Network of Michigan

# Health Assessment

1. Questionnaire | Next Steps | Results

About You | Lifestyle | Well-being | Conditions

THE BASICS | THE SPECIFICS

## How tall are you?

height in feet

height in inches

Please enter a value for feet  
Please enter a value for inches

**SAVE & CONTINUE**

My Health | Benefits | Resources